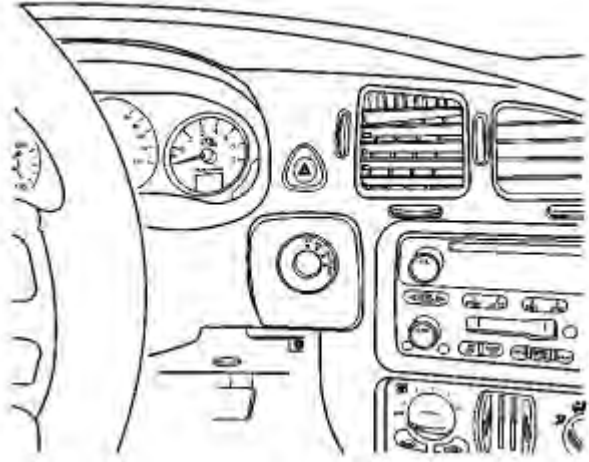
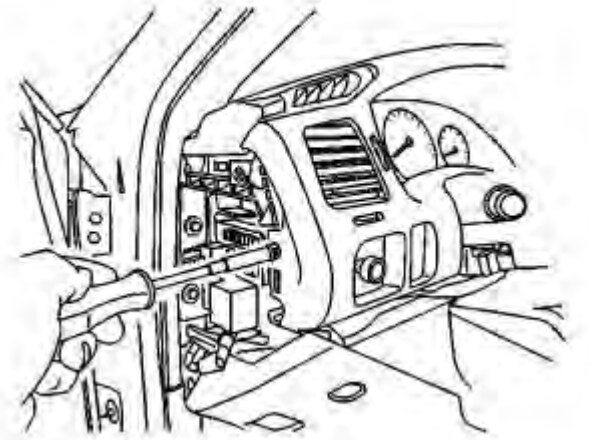


## Monte Carlo

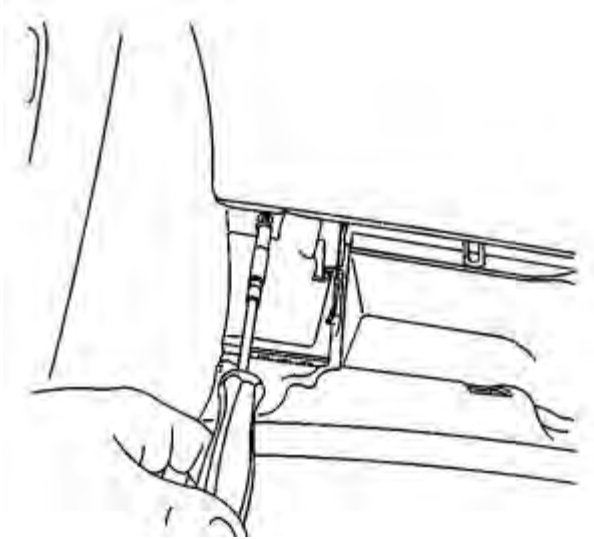
1. Adjust the steering wheel for access.
2. Using a small flat-bladed tool, remove the bezel from the ignition switch cylinder.



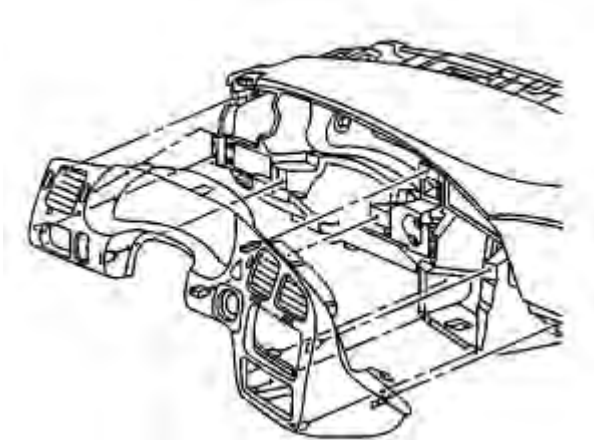
3. Remove the access cover from the left instrument panel (IP) fuse block.
4. Remove the steering column filler.
5. Open the IP compartment door.



6. Remove the screw from the left side of the IP cluster trim plate.



7. Remove the screw from the right side of the IP cluster trim plate
8. If the vehicle is equipped with a front floor console, position the transaxle shift control lever to the rear most position.



10. After removing the trim plate bezel simply remove the four ¼" screws holding the instrument cluster in place. Pull the cluster out and unplug the single wiring harness connection in the back.